



Meeting Schedule v1.0

For  JOOMLA 3.x  JOOMLA 4.0

User's Manual

October 2021

Project : Jms Meeting Schedule	Customer : Edwin2Win
Product : Meeting Schedule	Written by : Edwin CHERONT
Version : V1.0.12	Starting Date : 27-Feb-2014 10:08
File name : UsersManual_V1012.doc	Last Update date : 27-Oct-2021 08:59

2Win and Multisite(s) are registered trademark of Edwin2Win sprlu Belgium.
Copyright 2014-2021 Edwin2Win srl - All right reserved.



Edwin2Win sprlu. Rue des Robiniers, 107 - 7024 Ciplu - Belgium - VAT no: BE 0477.727.077
RPM: Mons Belfius bank - IBAN: BE16 7775 9791 7574 - BIC: GKCCBEBB
Tel: +32 (0)65/84.06.98 - Fax: +32 (0)65/84.12.97 - Email: info@jms2win.com



Table of Contents

- 1. INTRODUCTION..... 4**
- 2. INSTALLATION..... 5**
 - 2.1. JOOMLA 3.X AND 4.0 INSTALLATION..... 5
- 3. CREATION OF MEETINGS..... 8**
 - 3.1. CONCEPT..... 8
 - 3.2. FRONT-END..... 8
 - 3.3. ADMINISTRATION 10
 - 3.3.1. *Detail*..... 10
 - 3.3.2. *Proposal*..... 11
 - 3.3.3. *Re-use decisions from another meeting*..... 12
 - 3.3.4. *Decisions common to all proposals of the meeting*..... 13
 - 3.3.5. *Specific decisions to a proposal*..... 14
 - 3.3.6. *Style per permission*..... 15
 - 3.4. MENU 15
 - 3.4.1. *List of the meetings*..... 16
 - 3.4.2. *Attendees*..... 17
 - 3.5. PLUGIN SYNTAX FOR INTEGRATION ANYWHERE 18
- 4. SYSTEM REQUIREMENTS..... 19**
 - 4.1. JOOMLA 3.X AND 4.0 19
- 5. LICENSE & COPYRIGHTS..... 20**

Revision History

Version	Date	Description
1.0.00	27-feb-2014	Initial version
1.0.01	09-mar-2014	Add description of the UserGroup and conditions in the decision style
1.0.05	07-jul-2015	Add possibility to add proposal in the front-end with a title and add possibility to have a captcha when adding an attendee. Also add a “check DB” to verify the structure of the tables used by Meeting Schedule.
1.0.12	27-oct-2021	Add Joomla 4.0 compatibility.

1. Introduction

This user manual describes the “Meeting Schedule” that is an extension for Joomla that organizing meeting and find the appropriate date for this meeting.

This extension works on Joomla 3.x and 4.0.

It does not work on Joomla 2.5.

2. Installation

Meeting Schedule is a zipped file containing the extension and this documentation:

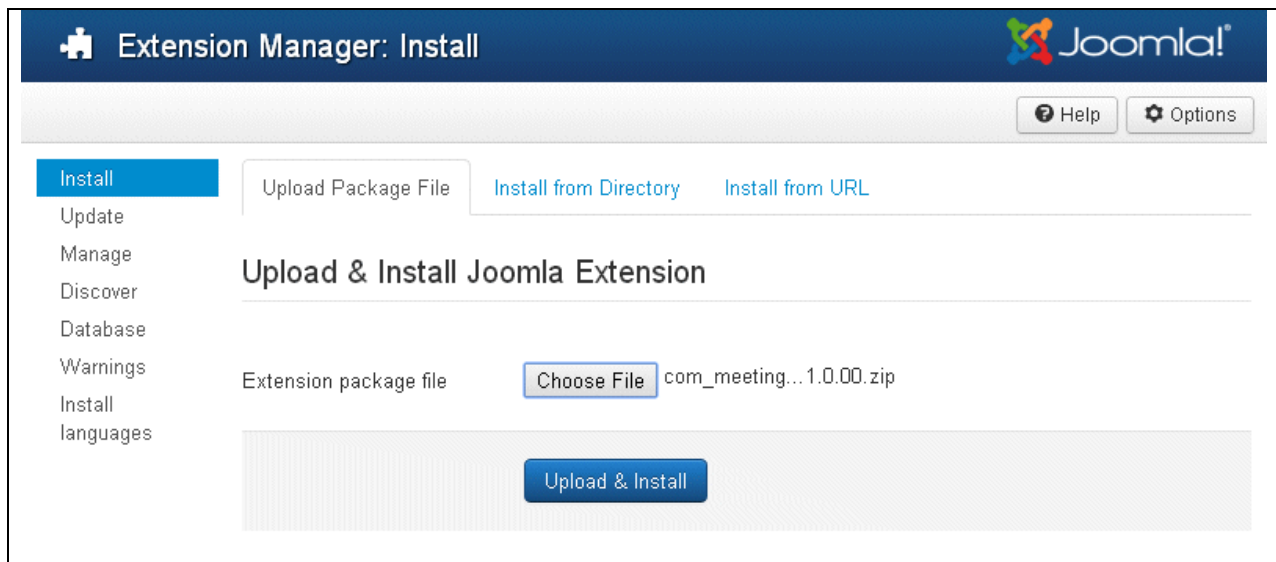
- **com_meetingschedule_V1.0.12.zip** : is the Joomla 3.x, and 4.0 extension that allow creating your meeting and propose different date of meeting with different choices for each proposal dates.;

The installation consists in unzipping the “MeetingSchedule_unzip_first_Vx.x.x.zip” into a temporary directory.

When unzipped, you have the access to the component that you can install with the standard joomla procedure.

2.1. Joomla 3.x and 4.0 installation

The installation consists in selecting the “com_meetingschedule_V1.0.00.zip” file with browse button and after click on the “Upload File and Install” button (as shown below).



Once the installation is completed, a plugin is also installed and enabled.

The screenshot shows the Joomla! Extension Manager interface. At the top, there's a blue header with the Joomla! logo and a title bar that says "Extension Manager: Install". Below the header, there are "Help" and "Options" buttons. A green message box states "Message: Installing component was successful." The main content area has a left sidebar with navigation options: Install (selected), Update, Manage, Discover, Database, Warnings, and Install languages. The main area displays the details for the "Meeting Schedule widget kit" plugin, which is marked as "Installed successfully". It notes that version 1.0.00 is compatible for Joomla 3.2. Below this, there's a "Plugins" table with columns for group, name, title, and status. The table shows one entry: "system meetingschedule Meeting Schedule widget kit" with a status of "Installed successfully". A "Register" button is visible, along with instructions for users who have purchased the component. At the bottom, there are options to "Upload Package File", "Install from Directory", and "Install from URL", followed by an "Upload & Install Joomla Extension" section with a "Choose File" button and an "Upload & Install" button.

When the extension is installed, it is also possible to verify the DB structures of the tables used by Meeting Schedule are valid.

This check is automatically performed during the installation but can also be called from the “check DB” button present in the “about” menu.

The screenshot shows the "About us" dialog box. It has a dark blue header with the text "About us". Below the header, there are two buttons: "Close" (with a red 'x' icon) and "Check DB" (with a green checkmark icon). The main content area lists several database tables and their status:

Items	Table #__meetingschedule_items OK
User's Manual	Table #__meetingschedule_items_proposals OK
About	Table #__meetingschedule_attendees OK
	Table #__meetingschedule_decisions OK
	Table #__meetingschedule_permstyles OK

Under Joomla 4.0

The screenshot shows the Joomla! administrator interface in a Mozilla Firefox browser. The page title is "Extensions: Install - MASTER J4.0.0 - Administration - Mozilla Firefox". The address bar shows the URL "mywebs/j400/administrator/index.php?option=com_instal...". The Joomla! logo is visible in the top left corner. The main content area displays a green notification box stating "Installation of the component was successful." Below this, there is a section titled "This component allows you proposing several dates for a meeting and see which is the best date to finally organize your meeting." followed by version information: "Version 1.0.00 is only compatible for Joomla 3.2", "Version 1.0.03 fix a SEF issue in the meeting list to display a specific meeting ID", "Version 1.0.08 Add compatibility with MySQL 5.7", "Version 1.0.09 Add Joomla 3.7 installer compatibility", and "Version 1.0.12 Add Joomla 4.0 compatibility". A "Plugins" section contains a table with the following data:

group	name	title	status
system	meetingschedule	Meeting Schedule widget kit	Installed successfully

Below the table, there is a message: "This component is not registered. Please consider to register this component. If you have purchased this component, it may be asked you that your enter the meeting2win.com login an password to allow return the registration code to this product. If you are a new user, it will be proposed to buy this component. If you don't want to register this component now, you can go to the about menu if you want register it later." A "Register" button is present. At the bottom, there are tabs for "Upload Package File", "Install from Folder", "Install from URL", and "Install from Web".

3. Creation of meetings

3.1. Concept

The concept of “Meeting Schedule” is simple.

The objective is to be able insert “Meeting” anywhere in the website.

The display is mainly done via a “Meeting Schedule” plugin.

You can also display the content of the meetings via a menu in Joomla. This is also a component.

The administration of a meeting is also simple.

For a meeting, you can make several proposals that can be a date or something else like include food or other things.

Mainly a proposal has a title with facultative starting and finishing date/time.

For each proposal, you may provide several decision choices to the user.

The configuration of the “Multisites Custom HTML” module is simple.

3.2. Front-end

There is 2 types of display of meetings in the front-end.

Either a list of meetings

Or the list of attendees to a meeting where people can register to attends the meeting.

List of meetings

ID	Title
1	Demo #1
16	Meeting #2
13	Meeting #3

You can decide the scope to whom the meetings are displayed.

You can assign a meeting to a specific user and in this case, only this user will see the meeting.

The scope can be:

- Public: Everybody can see the meeting
- User: When you want to restrict a meeting to a specific list of users.
- All: When you want that both the public and users are displayed.

As you can see, each column of a meeting can be customized and you can also define specific processing like payment or pre-order the dish lunch in a restaurant.

List of Attendees: Demo #1

Pseudo	14-feb-2014 From 5am till 7pm	21-feb-2014 From 5am till 7pm	28-feb-2014 From 5am till 7pm	Food
test06	!	✓	!	🍴
test09	✓	⊖	!	🍴
test12	✓	✓	!	🍴
admin	✓	⊖	!	🍴
test04	⊖	✓	✓	🍔
test05	⊖	!	✓	⊖
test08	✓	!	✓	🍴

Your name: Present

Present
 Present
 Absent
 Perhaps

Resto (15 USD)

 Restaurant | 15 EUR
 Fish

email address:

7 4 [+ 1?] 3 [+ 2?] 3 [+ 4?] Resto: 5 | Sandwish: 1

Basically, a user just has to enter a pseudo and optionally an email address when you authorize anonymous submission.

When you force people to enter an email, they can be automatically registered into Joomla. An email is automatically sent with a generated password.

3.3. Administration

Title *
Alias

Details
Proposal Dates
Decisions
Style per permission
Publishing

Header

Edit ▾
Insert ▾
View ▾
Format ▾
Table ▾
Tools ▾

B *I* U ~~S~~
≡ ≡ ≡ ≡
Paragraph ▾
☰ ☰ ☰

☰ ☰ ↶ ↷ 🔗 🔗 🖼️ <>
— 📊
x₂ x² Ω

This can be any HTML text that is displayed in the header (top) before the the list of attendees.

p

Footer

Edit ▾
Insert ▾
View ▾
Format ▾
Table ▾
Tools ▾

B *I* U ~~S~~
≡ ≡ ≡ ≡
Paragraph ▾
☰ ☰ ☰

☰ ☰ ↶ ↷ 🔗 🔗 🖼️ <>
— 📊
x₂ x² Ω

This can be any HTML text that is displayed in the footer (bottom) after the the list of attendees.

p

Status

Language

Email notification

CSS URL

List of User IDs

Anonymous allowed Yes No

A meeting has several attributes:

- “**Title**” that identify the meeting and give a short description
- “**Alias**” that is reserved to a later use.

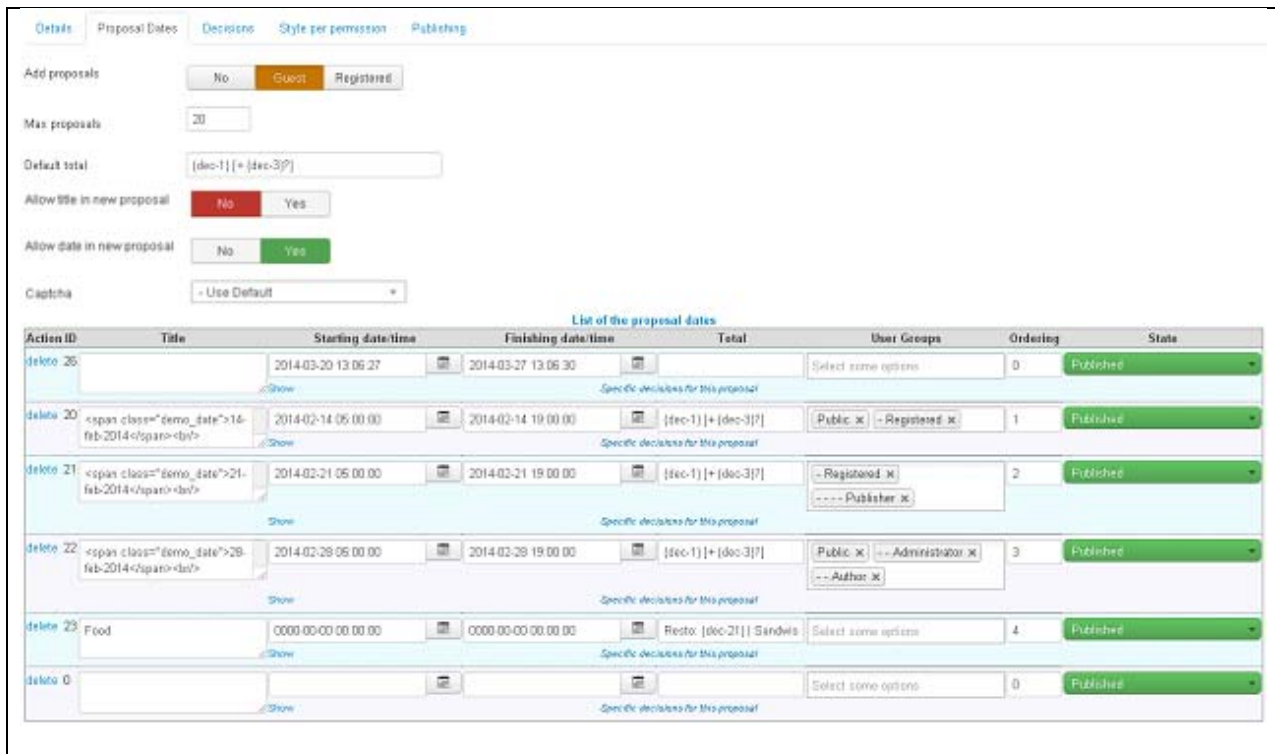
The meeting has several tabs that correspond to different themes (or fieldset)

3.3.1.Detail

- “**Header**” This is a free html text that is displayed before the list of attendees. So when the meeting is display with the plugin, it allows you adding a header.
- “**Footer**” is displayed after the list of attendees to the meeting.

- “**email notification**” when it is present, an email is sent to the list that is specified. Each email must be separated by a semi-column (;)
- “**CSS URL**” allows using a specific CSS file when the meeting. So that, you can customize the display of the list of attendees to the meeting.
- “**List of User IDs**” : when it is present, it allows restrict the display of the meeting to the user Ids that are specified in this field. Each user ID must be separated by a comas (,).
- “**Anonymous allowed**” is a flag that allow decide if you accept attendee to submit without email address. Otherwise the email address is required and this automatically creates a joomla user when it does not exists yet.
- “**Published**” that allow publish or not the meeting.
- “**Language**” that selecting for which language the meeting is created.

3.3.2.Proposal



The screenshot displays the 'Proposal Dates' configuration page. At the top, there are tabs for 'Details', 'Proposal Dates', 'Decisions', 'Style per permission', and 'Publishing'. Below the tabs, there are several configuration options:

- Add proposals:** Radio buttons for 'No', 'Guest', and 'Registered'.
- Max proposals:** A text input field with the value '20'.
- Default total:** A text input field with the formula '[dec-1] [+ (dec-3)?]'.
- Allow title in new proposal:** Radio buttons for 'No' and 'Yes'.
- Allow date in new proposal:** Radio buttons for 'No' and 'Yes'.
- Captcha:** A dropdown menu with the option '- Use Default'.

Below the configuration options is a table titled 'List of the proposal dates'. The table has columns for 'Action ID', 'Title', 'Starting date/time', 'Finishing date/time', 'Total', 'User Groups', 'Ordering', and 'State'. The table contains several rows of proposal data, each with a 'Show' link and a 'Specific decisions for this proposal' link.

Action ID	Title	Starting date/time	Finishing date/time	Total	User Groups	Ordering	State
delete 25		2014-03-20 13:06:27	2014-03-27 13:06:30		Select some options	0	Published
delete 20	14-feb-2014	2014-02-14 05:00:00	2014-02-14 19:00:00	[dec-1] [+ (dec-3)?]	Public x Registered x	1	Published
delete 21	21-feb-2014	2014-02-21 05:00:00	2014-02-21 19:00:00	[dec-1] [+ (dec-3)?]	Registered x Publisher x	2	Published
delete 22	28-feb-2014	2014-02-28 05:00:00	2014-02-28 19:00:00	[dec-1] [+ (dec-3)?]	Public x Administrator x Author x	3	Published
delete 23	Food	0000-00-00 00:00:00	0000-00-00 00:00:00	Resto. [dec-2] Sandwich	Select some options	4	Published
delete 0					Select some options	0	Published

- “**Add proposal**” is an indicator that allows you defining if you authorise to the visitor to create alternative proposal to the meeting. It is possible to authorise the guest (anonymous) or require that the users are registered to make new alternative proposal. By default it is no allowed to create alternative proposal in the front-end.
- “**Max proposal**” define the maximum of proposal for this meeting. It allows restrict the maximum of proposal that can be created in the front-end.
- “**Default total**” is the total formula that is used when a proposal is created in the front-end..

- **“Allow title in new proposal”** is a flag that allow creating a new proposal in the front-end with the title field. That could be used for example to allow people proposing themes or subject of a meeting and vote for them.
- **“Allow date in new proposal”** is a flag that allow creating a new proposal in the front-end with the date field.
- **“Captcha”** allow selecting the type of captcha to submit attendee and new proposal in the front-end.
- **“Title”** is the top of the column of a meeting. It can contain html text. When the field is empty, it is computed based on the starting/finishing date time.
- **“Starting date/time”** is the date/time when start the meeting.
- **“Finishing date/time”** is the date/time when the meeting is expected to be finished. This date/time is also used till when a user can submit to attend the meeting.
- **“Total”** is a special field that describe how to compute the total in the footer of the attendees. You can use keywords like {dec-#} where # is the decision number for which the count must be performed. When you introduce a value like [whatever {dec-#} whatever] then when the {dec-#} result by zero, all the [... 0 ...] is removed.
- **“User Groups”** When present, it allows restrict the access to this proposal to the users present in the groups selected. When combined with the “style per permission” tabs, this also allows modifying the “decision style” of this proposal. So that, you can for example “display only” the proposal to some user group and provide “combo box” to other groups.
- **“Ordering”** is the order in which you want that the proposals are displayed to the users.

When you create a new meeting, you have the choice to either re-use decision from another meeting or create new decisions for this meeting.

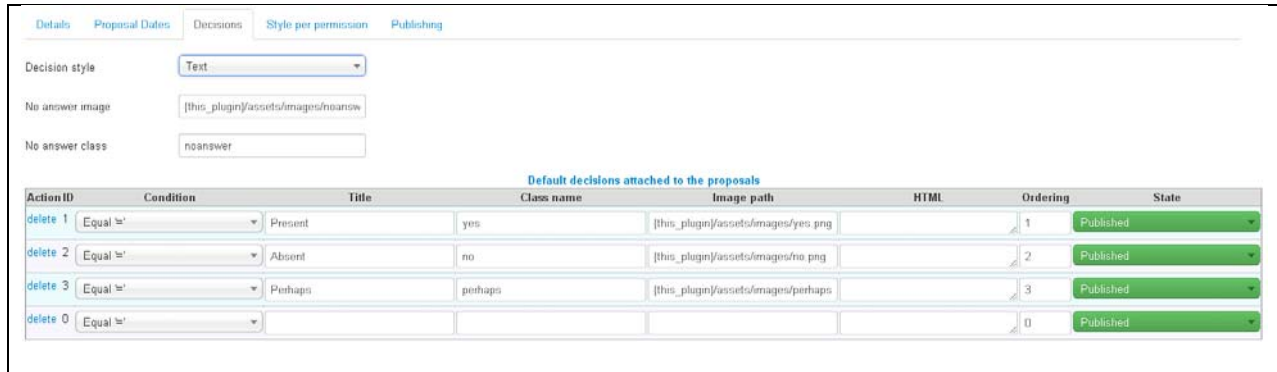
3.3.3.Re-use decisions from another meeting

Action ID	Condition	Title	Class name	Image path	HTML	Ordering	State
delete 0	Equal to					0	Published
delete 0	Equal to					0	Published
delete 0	Equal to					0	Published
delete 0	Equal to					0	Published
delete 0	Equal to					0	Published
Default decision item: Demo #1							
1	Present	yes	(this_plugin/assets/images/yes.png)			1	
2	Absent	no	(this_plugin/assets/images/no.png)			2	
3	Perhaps	perhaps	(this_plugin/assets/images/perhaps.png)			3	

- **“Default decision item”** allow selecting a meeting and view the associated decisions. If the decisions correspond to your need, you can just re-use them or provide new values.

3.3.4. Decisions common to all proposals of the meeting

When defined, this replace the potential reference to a “default decision item”.



Action ID	Condition	Title	Class name	Image path	HTML	Ordering	State
delete 1	Equal	Present	yes	{this_plugin}/assets/images/yes.png		1	Published
delete 2	Equal	Absent	no	{this_plugin}/assets/images/no.png		2	Published
delete 3	Equal	Perhaps	perhaps	{this_plugin}/assets/images/perhaps.png		3	Published
delete 0	Equal					0	Published

- **“Decision style”** allows selecting how the proposal choices must be provided to the user. You have the choice between:
 - Combo box (Single choice)
 - Radio button (Single choice)
 - Check box (Multiple choices).
 - Free text
 - Display only
- **“no answer image”** When working with multiple proposal and that some proposal are hidden to some group of users then it may happen that you have some proposal without any answers. This allows displaying a specific image when “no answer” is present.
- **“no answer class”** is the class name that is added when “no answer” is detected.
- **“condition”** is available when the “text” decision style is selected. It is used to provide the condition that can convert a free text value to its decision identification.
- **“Title”** is the text that will be displayed a choice in the combo-box provided to the user.
- **“Class name”** is the name of the class that is used when this choice is selected by the attendee. You can use predefined call name:
 - yes = green
 - no = red
 - perhaps = orange
- **“Image path”** is the image that is displayed when this choice is selected. You can use the keywords:
 - {baseurl} that correspond to the Full URL of your current website.
 - {thisPlugin}, {this_plugin}, {pluginurl} that correspond to {baseurl}/plugins/system/meetingschedule/meetingschedule
- **“html”** is a free html text that you want display just below the choice when it is selected. This allows you adding parameters when the choice is selected. As a <form> can not be included inside the <form> of the attendees to the meeting, any <form> is automatically moved into a “popup” field. So that it is

no more present inside the attendees <form>. It is also possible to force moving an html section into the “popup” field. This is possible with the keyword {popup}.....{/popup}

- “**ordering**” define the order in which the choice are displayed.
- “**published**” allow publish (or hide) the choice in the decision list.

3.3.5. Specific decisions to a proposal

It is also possible to have a specific decision choice for a particular proposal. This is the case for example when you want proposes different kind of food during this meeting or book something.

Action ID	Title	Starting date/time	Finishing date/time	Total	User Groups	Ordering																																			
delete 20	14-feb-2014 	2014-02-14 05:00:00	2014-02-14 19:00:00	{dec-1} [+ {dec-3}]?	[Public x] [-Registered x]	1																																			
delete 21	21-feb-2014 	2014-02-21 05:00:00	2014-02-21 19:00:00	{dec-1} [+ {dec-3}]?	[-Registered x] [-Publisher x]	2																																			
delete 22	29-feb-2014 	2014-02-29 05:00:00	2014-02-29 19:00:00	{dec-1} [+ {dec-3}]?	[Public x] [-Administrator x] [-Author x]	3																																			
delete 23	Food	0000-00-00 00:00:00	0000-00-00 00:00:00	Resto: {dec-21} Sandwich	Select some options	4																																			
<table border="1"> <thead> <tr> <th>Action ID</th> <th>Title</th> <th>Class name</th> <th>Image path</th> <th>HTML</th> <th>Ordering</th> <th>State</th> </tr> </thead> <tbody> <tr> <td>delete 21</td> <td>Resto (15 USD)</td> <td>yes</td> <td>{this_plugin/assets/images/cutlery.1}</td> <td>{popup}</td> <td>1</td> <td>Published</td> </tr> <tr> <td>delete 23</td> <td>Sandwich (2.5 USD)</td> <td>yes</td> <td>{this_plugin/assets/images/sandwis}</td> <td>{mstantpaypal}action=pay.pric</td> <td>2</td> <td>Published</td> </tr> <tr> <td>delete 22</td> <td>No</td> <td>no</td> <td>{this_plugin/assets/images/no.png}</td> <td><div></div></td> <td>3</td> <td>Published</td> </tr> <tr> <td>delete 0</td> <td></td> <td></td> <td></td> <td></td> <td>0</td> <td>Published</td> </tr> </tbody> </table>							Action ID	Title	Class name	Image path	HTML	Ordering	State	delete 21	Resto (15 USD)	yes	{this_plugin/assets/images/cutlery.1}	{popup}	1	Published	delete 23	Sandwich (2.5 USD)	yes	{this_plugin/assets/images/sandwis}	{mstantpaypal}action=pay.pric	2	Published	delete 22	No	no	{this_plugin/assets/images/no.png}	<div></div>	3	Published	delete 0					0	Published
Action ID	Title	Class name	Image path	HTML	Ordering	State																																			
delete 21	Resto (15 USD)	yes	{this_plugin/assets/images/cutlery.1}	{popup}	1	Published																																			
delete 23	Sandwich (2.5 USD)	yes	{this_plugin/assets/images/sandwis}	{mstantpaypal}action=pay.pric	2	Published																																			
delete 22	No	no	{this_plugin/assets/images/no.png}	<div></div>	3	Published																																			
delete 0					0	Published																																			
delete 0					Select some options	0																																			

As you can use any HTML string associated to a decision, you can also perform payment processing, make reference to article, add some field to be saved into the same time as the attendee submission.

Here it is a sample that use the free “instantpaypal” plugin to process a payment.

```
{popup}{instantpaypal}action=pay,price=15,productname=Restaurant{/instantpaypal}{/popup}
<div class="dish" style="margin-top:60px">
<select name="{paramPrefix}[dish]">
<option value="fish">Fish</option>
<option value="meal">Meal</option>
</select>
</div>
```

The first line use the {popup}. . . . {/popup} tag to move the content of the paypal form into a popup division that is outside of the attendee <form>

The other section allows you providing additional choices that are saved in the DB because the additional parameters are prefixed with {paramPrefix}

This is the case of the

```
<select name="{paramPrefix}[dish]">
```

that will also save the customized field [dish] into the DB.

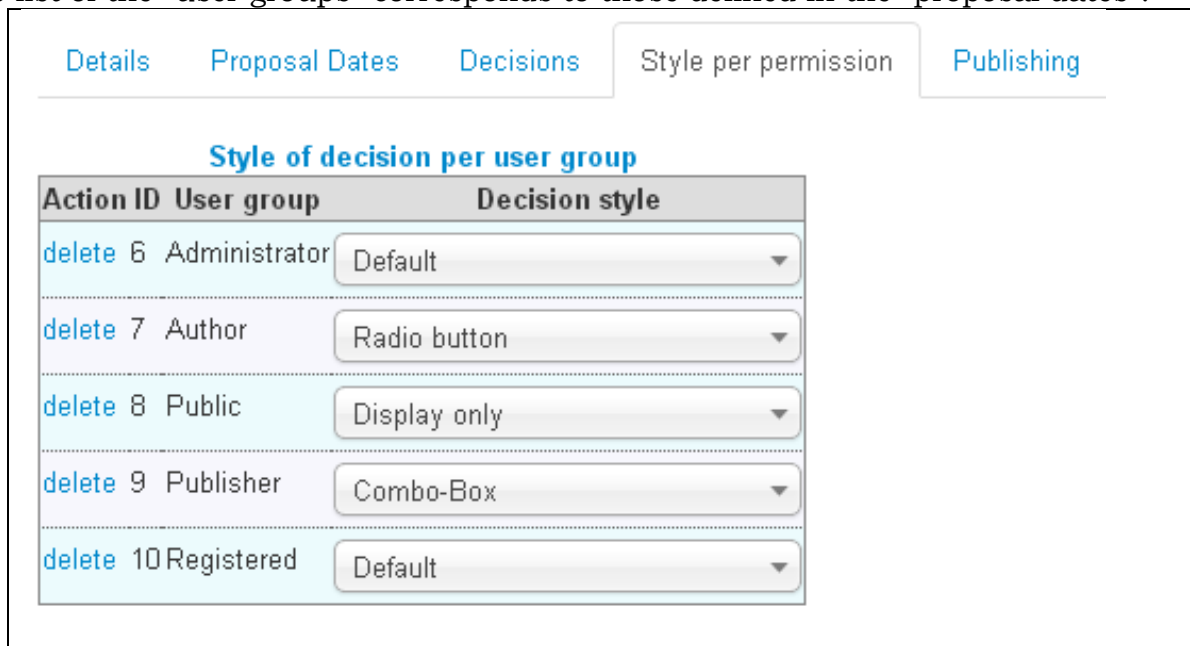
- “**decision style**” it forces using a specific “decision style” for this proposal. The priority in which the “decision style” is compute is:
 - “decision style” in the proposal when different of “default”
 - “decision style” present in the “user group” when it is present and different of “default”
 - “decision style” present in the “decisions” tabs.
The default is “combo box”

3.3.6.Style per permission

The style per permission allows modifying the style of the decision depending on the “user group” permission.

So that, you can decide that some people just see some column with “display only” and that other people are able to modify the content of column. This could be helpful for an “organizer” that could report who was present at a meeting or a “professor” that could report some additional stuff like score of student to an exam.

The list of the “user groups” corresponds to those defined in the “proposal dates”.

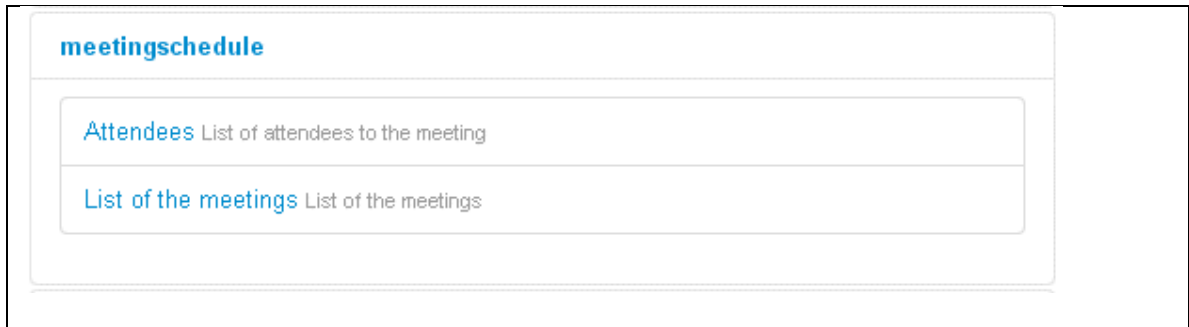


Action ID	User group	Decision style
delete 6	Administrator	Default
delete 7	Author	Radio button
delete 8	Public	Display only
delete 9	Publisher	Combo-Box
delete 10	Registered	Default

When a “decision style” is present for a “user group”, it replaces the value of the “decision style” present in the “decisions tabs”.

3.4. Menu

You have 2 types of menu



3.4.1. List of the meetings

The screenshot shows the 'Menu Manager: New Menu Item' form. The 'Menu Title' is 'List of meeting'. The 'Menu Item Type' is 'List of the meetings'. The 'List of user IDs' field is empty. The 'Scope' is set to 'All (public + User IDs)'. The 'Style' is 'List'. The 'Link' is 'index.php?option=com_meetingsch'. The 'Target Window' is 'Parent'. The 'Template Style' is '- Use Default'.

- “**List of user IDs**” allows restrict the meeting displayed in the list to a specific list of users that you specify with their Ids separated by a comas (,).
- “**Scope**” allows specify to whom you display the meetings. The scope can be :
 - Public
 - Users
 - All (Public + Users)
- “**Style**” is reserved for a later use. Today, there is only a look “list”

3.4.2.Attendees

- “**Choose a meeting ID**” enter the number of the meeting that you want to display.
- “**Style**” is reserved for a later use. Today, there is only a look “table”

- “**Show title**” is a flag that allows displaying the title of the meeting before the list of attendees.
- “**Show header**” is a flag that allows displaying the meeting header before the list of attendees.

- “**Show footer**” is a flag that allows displaying the meeting footer after the list of attendees.

3.5. Plugin syntax for integration anywhere

In addition to the possibility to display the meeting via the menu type, it is also possible to integrate the meeting into anywhere (ie. Inside an article).

The syntax of the plugin is:

```
{MeetingSchedule title="JUG 2014-01" | user_ids=726,728 | style = list | scope=user /}  
{MeetingSchedule title="JUG 2014-01" | id=1 | style = table | show_title=1 /}
```

The parameters must be separated by a pipe “|” and are case sensitive:

- “**title**” is the title of the meeting
- “**id**” is the ID of the meeting. When not present, this is the list that is displayed.
- “**style**” : table, list. It is possible to provide any other style. Additional style can be provided into the directory /templates/XXXX/html/meetingschedule/**STYLE**.php
- “**show_title**” is the flag to show the title before the list of attendees,
- “**show_header**” is the flag to display the header before the list of attendees; By default, the show_header is FALSE;
- “**show_footer**” is the flag to display the footer after the list of attendees. By default, the show_footer is FALSE;
- “**user_ids**” when present, it can restricts the display of the meetings to the list of users specified. The users have to login to see the meeting.
- “**scope**”: all, Public only, User only
- “**allow_add_proposals**” allows replacing the default value provided in the meeting in aim to be able forge a new default state. Possible values are :
 - 0 = NO
 - 1 = Registered
 - 2 = Guest (visitor).
- “**max_proposals**”: allows modifying the maximum number of proposals that can be created for the meeting when alternative proposal can be built from the front-end. It can replace the default value present in the “Proposals” tab in the « meeting ».

4. System requirements

The “Meeting Schedule” extension is developed and tested on Joomla 3.2.1.

4.1. Joomla 3.x and 4.0

- Joomla 3.2 or higher is required.
- MySQL 5.x or higher is required.
- PHP 5.3 or higher is required.

5. License & copyrights

This component is delivered in respect with GNU/GPL License.
Here below we have reproduced this license text.

GNU GENERAL PUBLIC LICENSE Version 2, June 1991

Copyright (C) 1989, 1991 Free Software Foundation, Inc.,
51 Franklin Street, Fifth Floor, Boston, MA 02110-1301 USA
Everyone is permitted to copy and distribute verbatim copies
of this license document, but changing it is not allowed.

Preamble

The licenses for most software are designed to take away your freedom to share and change it. By contrast, the GNU General Public License is intended to guarantee your freedom to share and change free software--to make sure the software is free for all its users. This General Public License applies to most of the Free Software Foundation's software and to any other program whose authors commit to using it. (Some other Free Software Foundation software is covered by the GNU Lesser General Public License instead.) You can apply it to your programs, too.

When we speak of free software, we are referring to freedom, not price. Our General Public Licenses are designed to make sure that you have the freedom to distribute copies of free software (and charge for this service if you wish), that you receive source code or can get it if you want it, that you can change the software or use pieces of it in new free programs; and that you know you can do these things.

To protect your rights, we need to make restrictions that forbid anyone to deny you these rights or to ask you to surrender the rights. These restrictions translate to certain responsibilities for you if you distribute copies of the software, or if you modify it.

For example, if you distribute copies of such a program, whether gratis or for a fee, you must give the recipients all the rights that you have. You must make sure that they, too, receive or can get the source code. And you must show them these terms so they know their rights.

We protect your rights with two steps: (1) copyright the software, and (2) offer you this license which gives you legal permission to copy, distribute and/or modify the software.

Also, for each author's protection and ours, we want to make certain that everyone understands that there is no warranty for this free software. If the software is modified by someone else and passed on, we want its recipients to know that what they have is not the original, so that any problems introduced by others will not reflect on the original authors' reputations.

Finally, any free program is threatened constantly by software patents. We wish to avoid the danger that redistributors of a free program will individually obtain patent licenses, in effect making the program proprietary. To prevent this, we have made it clear that any patent must be licensed for everyone's free use or not licensed at all.

The precise terms and conditions for copying, distribution and modification follow.

GNU GENERAL PUBLIC LICENSE TERMS AND CONDITIONS FOR COPYING, DISTRIBUTION AND MODIFICATION

0. This License applies to any program or other work which contains a notice placed by the copyright holder saying it may be distributed under the terms of this General Public License. The "Program", below, refers to any such program or work, and a "work based on the Program" means either the Program or any derivative work under copyright law: that is to say, a work containing the Program or a portion of it, either verbatim or with modifications and/or translated into another language. (Hereinafter, translation is included without limitation in the term "modification".) Each licensee is addressed as "you".

Activities other than copying, distribution and modification are not covered by this License; they are outside its scope. The act of running the Program is not restricted, and the output from the Program is covered only if its contents constitute a work based on the Program (independent of having been made by running the Program). Whether that is true depends on what the Program does.

1. You may copy and distribute verbatim copies of the Program's source code as you receive it, in any medium, provided that you conspicuously and appropriately publish on each copy an appropriate copyright notice and disclaimer of warranty; keep intact all the notices that refer to this License and to the absence of any warranty; and give any other recipients of the Program a copy of this License along with the Program.

You may charge a fee for the physical act of transferring a copy, and you may at your option offer warranty protection in exchange for a fee.

2. You may modify your copy or copies of the Program or any portion

of it, thus forming a work based on the Program, and copy and distribute such modifications or work under the terms of Section 1 above, provided that you also meet all of these conditions:

- a) You must cause the modified files to carry prominent notices stating that you changed the files and the date of any change.
- b) You must cause any work that you distribute or publish, that in whole or in part contains or is derived from the Program or any part thereof, to be licensed as a whole at no charge to all third parties under the terms of this License.
- c) If the modified program normally reads commands interactively when run, you must cause it, when started running for such interactive use in the most ordinary way, to print or display an announcement including an appropriate copyright notice and a notice that there is no warranty (or else, saying that you provide a warranty) and that users may redistribute the program under these conditions, and telling the user how to view a copy of this License. (Exception: if the Program itself is interactive but does not normally print such an announcement, your work based on the Program is not required to print an announcement.)

These requirements apply to the modified work as a whole. If identifiable sections of that work are not derived from the Program, and can be reasonably considered independent and separate works in themselves, then this License, and its terms, do not apply to those sections when you distribute them as separate works. But when you distribute the same sections as part of a whole which is a work based on the Program, the distribution of the whole must be on the terms of this License, whose permissions for other licensees extend to the entire whole, and thus to each and every part regardless of who wrote it.

Thus, it is not the intent of this section to claim rights or contest your rights to work written entirely by you; rather, the intent is to exercise the right to control the distribution of derivative or collective works based on the Program.

In addition, mere aggregation of another work not based on the Program with the Program (or with a work based on the Program) on a volume of a storage or distribution medium does not bring the other work under the scope of this License.

3. You may copy and distribute the Program (or a work based on it, under Section 2) in object code or executable form under the terms of Sections 1 and 2 above provided that you also do one of the following:

- a) Accompany it with the complete corresponding machine-readable source code, which must be distributed under the terms of Sections

1 and 2 above on a medium customarily used for software interchange; or,

b) Accompany it with a written offer, valid for at least three years, to give any third party, for a charge no more than your cost of physically performing source distribution, a complete machine-readable copy of the corresponding source code, to be distributed under the terms of Sections 1 and 2 above on a medium customarily used for software interchange; or,

c) Accompany it with the information you received as to the offer to distribute corresponding source code. (This alternative is allowed only for noncommercial distribution and only if you received the program in object code or executable form with such an offer, in accord with Subsection b above.)

The source code for a work means the preferred form of the work for making modifications to it. For an executable work, complete source code means all the source code for all modules it contains, plus any associated interface definition files, plus the scripts used to control compilation and installation of the executable. However, as a special exception, the source code distributed need not include anything that is normally distributed (in either source or binary form) with the major components (compiler, kernel, and so on) of the operating system on which the executable runs, unless that component itself accompanies the executable.

If distribution of executable or object code is made by offering access to copy from a designated place, then offering equivalent access to copy the source code from the same place counts as distribution of the source code, even though third parties are not compelled to copy the source along with the object code.

4. You may not copy, modify, sublicense, or distribute the Program except as expressly provided under this License. Any attempt otherwise to copy, modify, sublicense or distribute the Program is void, and will automatically terminate your rights under this License. However, parties who have received copies, or rights, from you under this License will not have their licenses terminated so long as such parties remain in full compliance.

5. You are not required to accept this License, since you have not signed it. However, nothing else grants you permission to modify or distribute the Program or its derivative works. These actions are prohibited by law if you do not accept this License. Therefore, by modifying or distributing the Program (or any work based on the Program), you indicate your acceptance of this License to do so, and all its terms and conditions for copying, distributing or modifying the Program or works based on it.

6. Each time you redistribute the Program (or any work based on the Program), the recipient automatically receives a license from the original licensor to copy, distribute or modify the Program subject to these terms and conditions. You may not impose any further restrictions on the recipients' exercise of the rights granted herein. You are not responsible for enforcing compliance by third parties to this License.

7. If, as a consequence of a court judgment or allegation of patent infringement or for any other reason (not limited to patent issues), conditions are imposed on you (whether by court order, agreement or otherwise) that contradict the conditions of this License, they do not excuse you from the conditions of this License. If you cannot distribute so as to satisfy simultaneously your obligations under this License and any other pertinent obligations, then as a consequence you may not distribute the Program at all. For example, if a patent license would not permit royalty-free redistribution of the Program by all those who receive copies directly or indirectly through you, then the only way you could satisfy both it and this License would be to refrain entirely from distribution of the Program.

If any portion of this section is held invalid or unenforceable under any particular circumstance, the balance of the section is intended to apply and the section as a whole is intended to apply in other circumstances.

It is not the purpose of this section to induce you to infringe any patents or other property right claims or to contest validity of any such claims; this section has the sole purpose of protecting the integrity of the free software distribution system, which is implemented by public license practices. Many people have made generous contributions to the wide range of software distributed through that system in reliance on consistent application of that system; it is up to the author/donor to decide if he or she is willing to distribute software through any other system and a licensee cannot impose that choice.

This section is intended to make thoroughly clear what is believed to be a consequence of the rest of this License.

8. If the distribution and/or use of the Program is restricted in certain countries either by patents or by copyrighted interfaces, the original copyright holder who places the Program under this License may add an explicit geographical distribution limitation excluding those countries, so that distribution is permitted only in or among countries not thus excluded. In such case, this License incorporates the limitation as if written in the body of this License.

9. The Free Software Foundation may publish revised and/or new versions

of the General Public License from time to time. Such new versions will be similar in spirit to the present version, but may differ in detail to address new problems or concerns.

Each version is given a distinguishing version number. If the Program specifies a version number of this License which applies to it and "any later version", you have the option of following the terms and conditions either of that version or of any later version published by the Free Software Foundation. If the Program does not specify a version number of this License, you may choose any version ever published by the Free Software Foundation.

10. If you wish to incorporate parts of the Program into other free programs whose distribution conditions are different, write to the author to ask for permission. For software which is copyrighted by the Free Software Foundation, write to the Free Software Foundation; we sometimes make exceptions for this. Our decision will be guided by the two goals of preserving the free status of all derivatives of our free software and of promoting the sharing and reuse of software generally.

NO WARRANTY

11. BECAUSE THE PROGRAM IS LICENSED FREE OF CHARGE, THERE IS NO WARRANTY FOR THE PROGRAM, TO THE EXTENT PERMITTED BY APPLICABLE LAW. EXCEPT WHEN OTHERWISE STATED IN WRITING THE COPYRIGHT HOLDERS AND/OR OTHER PARTIES PROVIDE THE PROGRAM "AS IS" WITHOUT WARRANTY OF ANY KIND, EITHER EXPRESSED OR IMPLIED, INCLUDING, BUT NOT LIMITED TO, THE IMPLIED WARRANTIES OF MERCHANTABILITY AND FITNESS FOR A PARTICULAR PURPOSE. THE ENTIRE RISK AS TO THE QUALITY AND PERFORMANCE OF THE PROGRAM IS WITH YOU. SHOULD THE PROGRAM PROVE DEFECTIVE, YOU ASSUME THE COST OF ALL NECESSARY SERVICING, REPAIR OR CORRECTION.

12. IN NO EVENT UNLESS REQUIRED BY APPLICABLE LAW OR AGREED TO IN WRITING WILL ANY COPYRIGHT HOLDER, OR ANY OTHER PARTY WHO MAY MODIFY AND/OR REDISTRIBUTE THE PROGRAM AS PERMITTED ABOVE, BE LIABLE TO YOU FOR DAMAGES, INCLUDING ANY GENERAL, SPECIAL, INCIDENTAL OR CONSEQUENTIAL DAMAGES ARISING

OUT OF THE USE OR INABILITY TO USE THE PROGRAM (INCLUDING BUT NOT LIMITED TO LOSS OF DATA OR DATA BEING RENDERED INACCURATE OR LOSSES SUSTAINED BY YOU OR THIRD PARTIES OR A FAILURE OF THE PROGRAM TO OPERATE WITH ANY OTHER PROGRAMS), EVEN IF SUCH HOLDER OR OTHER PARTY HAS BEEN ADVISED OF THE POSSIBILITY OF SUCH DAMAGES.

END OF TERMS AND CONDITIONS

How to Apply These Terms to Your New Programs

If you develop a new program, and you want it to be of the greatest possible use to the public, the best way to achieve this is to make it free software which everyone can redistribute and change under these terms.

To do so, attach the following notices to the program. It is safest to attach them to the start of each source file to most effectively convey the exclusion of warranty; and each file should have at least the "copyright" line and a pointer to where the full notice is found.

```
<one line to give the program's name and a brief idea of what it does.>  
Copyright (C) <year> <name of author>
```

```
This program is free software; you can redistribute it and/or modify  
it under the terms of the GNU General Public License as published by  
the Free Software Foundation; either version 2 of the License, or  
(at your option) any later version.
```

```
This program is distributed in the hope that it will be useful,  
but WITHOUT ANY WARRANTY; without even the implied warranty of  
MERCHANTABILITY or FITNESS FOR A PARTICULAR PURPOSE. See the  
GNU General Public License for more details.
```

```
You should have received a copy of the GNU General Public License along  
with this program; if not, write to the Free Software Foundation, Inc.,  
51 Franklin Street, Fifth Floor, Boston, MA 02110-1301 USA.
```

Also add information on how to contact you by electronic and paper mail.

If the program is interactive, make it output a short notice like this when it starts in an interactive mode:

```
Gnomovision version 69, Copyright (C) year name of author  
Gnomovision comes with ABSOLUTELY NO WARRANTY; for details type  
'show w'.  
This is free software, and you are welcome to redistribute it
```

under certain conditions; type ``show c'` for details.

The hypothetical commands ``show w'` and ``show c'` should show the appropriate parts of the General Public License. Of course, the commands you use may be called something other than ``show w'` and ``show c'`; they could even be mouse-clicks or menu items--whatever suits your program.

You should also get your employer (if you work as a programmer) or your school, if any, to sign a "copyright disclaimer" for the program, if necessary. Here is a sample; alter the names:

Yoyodyne, Inc., hereby disclaims all copyright interest in the program
``Gnomovision'` (which makes passes at compilers) written by James Hacker.

<signature of Ty Coon>, 1 April 1989
Ty Coon, President of Vice

This General Public License does not permit incorporating your program into proprietary programs. If your program is a subroutine library, you may consider it more useful to permit linking proprietary applications with the library. If this is what you want to do, use the GNU Lesser General Public License instead of this License.