



Jms Multi Sites – Articles Sharing v1.1

User's Manual

May 2011

Project : JMS Multisites	Customer : Edwin2Win
Product : Articles Sharing for JMS	Written by : Edwin CHERONT
Version : V1.1.0	Starting Date : 23-Dec-2008 12:43
File name : UsersManual_V110.doc	Last Update date : 31-May-2011 14:00

2Win and Multisites are registered trademark of Edwin2Win sprlu Belgium.
 Copyright 2008-2011 Edwin2Win sprlu
 All right reserved.

Edwin2Win sprlu - 107 Rue des Robiniers - 7024 Ciplu - Belgium
 VAT no: BE 0477.727.077 - RPM: Mons
 Dexia bank - IBAN: BE16 7775 9791 7574 BIC: GKCCBEBB
 Tel: +32 (0)65/84.06.98 Fax: +32 (0)65/84.12.97 email: cheront@edwin2win.com

Table of Contents

1. INTRODUCTION.....	4
2. INSTALLATION.....	6
2.1. JOOMLA 1.5 INSTALLATION	6
2.2. JOOMLA 1.6 INSTALLATION	8
3. ADMINISTRATION OF THE COMPONENT	10
3.1. PURGE ALL CONVERTED FILES	10
3.2. USER'S MANUAL.....	10
3.3. ABOUT US AND REGISTRATION	10
4. MENU TYPES IN JOOMLA 1.5	11
4.1. ARTICLE LAYOUT.....	12
4.2. CATEGORY BLOG LAYOUT	12
4.3. CATEGORY LIST LAYOUT	13
4.4. FRONT-PAGE BLOG LAYOUT.....	13
4.5. SECTION BLOG LAYOUT	14
4.6. SECTION LAYOUT.....	14
5. MENU TYPES IN JOOMLA 1.6	15
5.1. SINGLE ARTICLE / ARTICLE LAYOUT	15
5.2. LIST ALL CATEGORIES	16
5.3. CATEGORY BLOG	17
5.4. CATEGORY LIST / CATEGORY.....	18
5.5. FEATURES ARTICLES.....	19
6. LANGUAGE AND INTERNATIONALISATION.....	20
7. SYSTEM REQUIREMENTS	21
8. LICENSE & COPYRIGHTS.....	22

Revision History

Version	Date	Description
1.0	23-Dec-2008	Initial version
1.1	26-may-2011	Add description relative to Joomla 1.6

1. Introduction

Welcome to the Joomla Multi Sites’ world. This user manual describes the “Jms Multi Sites – Articles sharing” extension that is a native Joomla **1.5** and **1.6** component.

The “Articles Sharing for JMS” is a component that extends Joomla 1.5 and Joomla 1.6 with the ability to display articles coming from other websites defined under Jms Multi Sites.

This “Articles Sharing for JMS” provides a new menu type “Multi Sites articles sharing” that works like the standard Joomla menu type “Articles” except it adds the possibility to select from which websites the articles, categories, or sections are read.

In Joomla 1.5, the following menu types are available:

Standard Joomla 1.5 Article menu type	Multisites Article Sharing menu type
<ul style="list-style-type: none"> • Article Layout • Category Blog Layout • Category List Layout • Front Page Blog Layout • Section Blog Layout • Section Layout • Article Submission layout • Archived article list 	<ul style="list-style-type: none"> • Multi Sites articles layout; • Multi Sites Category Blog Layout; • Multi Sites Category List Layout; • Multi Sites Front Page Blog Layout; • Multi Sites Section Blog Layout; • Multi Sites Sections Layout; <p>It does not allow editing or submitting articles. “Archive” is not implemented.</p>

In Joomla 1.6, the following menu types are available:

Standard Joomla 1.6 Contact menu type	Multisites Contact menu type
<ul style="list-style-type: none"> • Single Articles • List All Categories • Category blog • Category List • Featured Articles • Create articles • Archived articles 	<ul style="list-style-type: none"> • Multi Sites articles layout; • Multi Sites List all Categories; • Multi Sites Category Blog Layout; • Multi Sites Category Layout; • Multi Sites Featured articles; <p>It does not allow editing or submitting articles. “Archive” is not implemented.</p>

The “Articles Sharing for JMS” is in fact an extension that converts the standard Joomla “articles” PHP source code “com_content” component into a “Jms Multi Sites” compliant code.

When an original source code is converted by the “Articles Sharing for JMS”, it is

saved into a cache to improve the performance. The cache is automatically rebuilt when you update your Joomla version and the conversion of the sources is re-executed. By this way, this let you benefit of the Joomla bug fix and re-apply them into the Multi Sites version.

This extension require the “Jms Multi Sites” extension version 1.2.49 or higher.

The “Articles Sharing for JMS” does not work with extension like JoomFish because this kind of extension use the “local” articles to perform to their translation and JoomFish is not extended with Multi Sites version.

The standard joomla modules like “lastest news”, “most read news” or whatever are not extended with Multi Sites version.

Refers to the “Multisites Content Modules” product for such complementary functionalities.

2. Installation

The “Article Sharing for JMS” component is a zipped file that can be directly installed under Joomla 1.5 or Joomla 1.6.

2.1. Joomla 1.5 installation

Joomla 1.5 provides a very simple installation interface.

The installation consists of setting the “Joomla Multi Sites – Articles Sharing” Zip file into the package field (as shown below).



The screenshot shows the Joomla! Extension Manager interface. The title bar reads "Joomla! Joomla Multi Sites / Multiple joomla configuration" and "Version 1.5.8". The navigation menu includes "Site", "Menus", "Content", "Components", "Extensions", "Tools", "Help", "Legacy: 1.0", "Preview", "0", "2", and "Logout". The main content area is titled "Extension Manager" and has a "Help" button. Below the title bar, there are tabs for "Install", "Components", "Modules", "Plugins", "Languages", and "Templates". The "Install" tab is active, showing three installation methods: "Upload Package File", "Install from Directory", and "Install from URL". The "Upload Package File" section has a "Package File:" field with the path "C:\joomla\com_multisitescontent_V1.0.0.zip" and a "Browse..." button, followed by an "Upload File & Install" button. The "Install from Directory" section has an "Install Directory:" field with the path "/home.10.15/edwinwin/w2w/tmp" and an "Install" button. The "Install from URL" section has an "Install URL:" field with the text "http://" and an "Install" button. At the bottom, there is a link: "Joomla! is Free Software released under the [GNU/GPL License](#)."

When the installation is complete, you are suggested to register the application, although this is not mandatory. If you decline to register, the application will work perfectly.

The screenshot shows the Joomla! Extension Manager interface. At the top, there is a navigation bar with tabs for 'Install', 'Components', 'Modules', 'Plugins', 'Languages', and 'Templates'. Below this, a blue banner displays the message 'Install Component Success'. The main content area contains the following text:

Joomla Multi Sites article content sharing.
This component allows to display the content (section, categories, articles) coming from any websites defined in Joomla Multi Sites. There is no administration to manage the content of the websites. To update the sections, categories and articles, use the standard Joomla content menu or similar tools.

This component is not registered.
Please consider to register this component.
If you have purchased this component, it may be asked you that you enter the jms2win.com login and password to allow return the registration code to this product.
If you are a new user, it will be proposed to buy this component.
If you don't want to register this component now, ads will be displayed during the administration of this component
Go to the about menu if you want register this component later.

At the bottom of the message box, there is a yellow 'Register' button.

When the registration is completed, you are redirected to the administration of the component.

The screenshot shows the Joomla! Multi Sites Articles sharing administration page. At the top, there is a navigation bar with links for 'Purge all converted files', 'User's Manual', and 'About us'. Below this, a blue banner displays the message 'Thank you for the registration. It is completed SUCCESSFULLY.' The main content area contains the following text:

Multi Sites Articles sharing

Version 1.0.0

Share the Sections, categories and articles.
This is the Multi Sites version of Joomla menu type "Articles".
It can only be used to display sections, categories and articles.
It can **NOT** be used to edit or manage those sections, categories and articles.

Copyright

Copyright 2008 Edwin2Win sprlu
Rue des robiniers, 107
B-7024 Cijly
Belgium

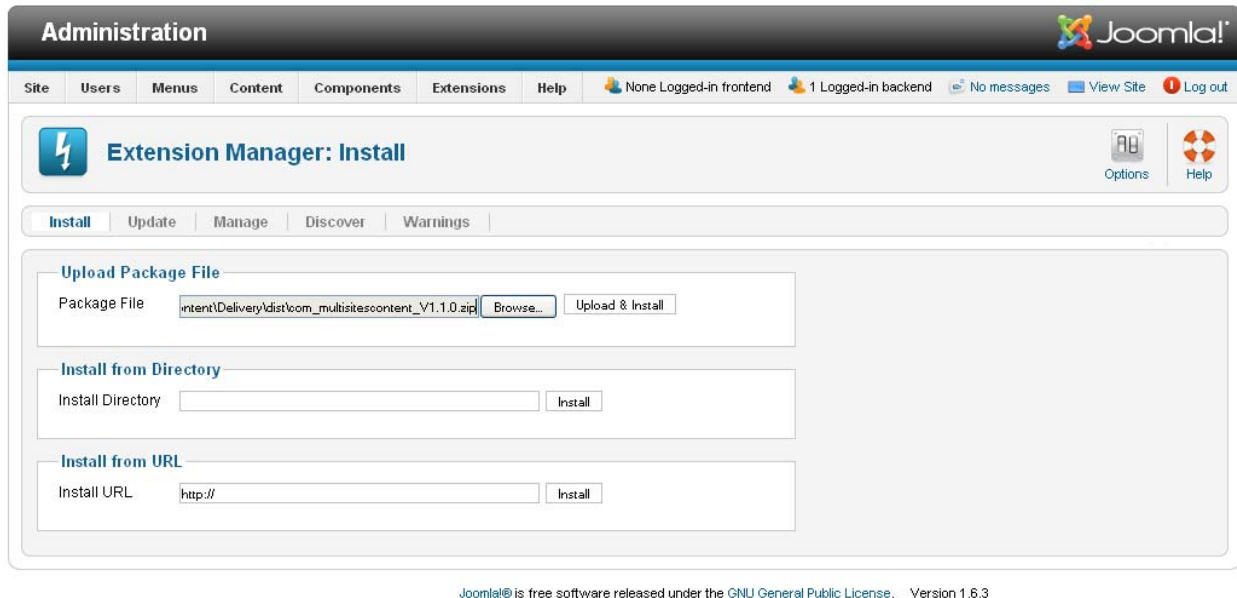
All rights reserved.

www.jms2win.com
Product ID :896-2LOMG-1933-NYWW-T8B-Z11

2.2. Joomla 1.6 installation

Joomla 1.6 provides a very simple installation interface.

The installation consists in selecting one of the multisitescontent_Vxxxx.zip file with the browse button and after click on the “Upload File and Install” button (as shown below).



During the installation, there is a check if the Jms Multisites version 1.2.49 or higher is present.

If it is not present, please install the extension before this “Article Sharing for JMS”.

Administration Joomla!

Site Users Menus Content Components Extensions Help None Logged-in frontend 1 Logged-in backend No messages View Site Log out

Extension Manager: Install

Options Help

Install Update Manage Discover Warnings

i Installing component was successful.

Jms Multi Sites article content sharing.
This component allows to display the content (section, categories, articles) coming from any websites defined in Joomla Multi Sites.
There is no administration to manage the content of the websites. To update the sections, categories and articles, use the standard Joomla content menu or similar tools.

Version 1.1.0 is compatible with Joomla 1.5 AND 1.6.

This component is not registered.
Please consider to register this component.
If you have purchased this component, it may be asked you that your enter the jms2win.com login an password to allow return the registration code to this product.
If you are a new user, it will be proposed to buy this component.
If you don't want to register this component now, ads will be displayed during the administration of this component
Go to the about menu if you want register this component later.

Register

Upload Package File

Package File

Install from Directory

Install Directory


Install from URL

Install URL

3. Administration of the component

Normally, “Jms Multi Sites Articles Sharing” does not really request administration.

There are very few options as illustrated below.



[Purge all converted files](#) | [User's Manual](#) | [About us](#)

3.1. Purge all converted files

This operation allows removing all the converted files that this component has generated.

When removing the files in the cache, this force the “Articles Sharing for JMS” to re-convert the standard Joomla the next times it needs them.

3.2. User's manual

This user's manual is available online.

It gives a direct access to this document.

A special feature is implemented to always give access to the latest version of this manual that matches your Joomla Multi Sites version.

3.3. About us and registration

The about menu displays the version of the extension and possibly shows you a registration button when you have not yet registered the component.

The registration is a mechanism that we use to determine if the user has paid a fee for the download of this product.

4. Menu Types in Joomla 1.5

As explained in the introduction, the “Articles Sharing for JMS” consists in providing an equivalent to the standard Joomla menu type “Articles”



In the following chapter we give you screenshot of each layout that are supported and we highlighted the added field “select site”.

We don't re-describe each standard Joomla Parameters. See the standard Joomla documentation for this kind of information.

4.1. Article Layout

The screenshot shows two Joomla! menu item configuration screens. The top screen is for a 'Standard Joomla' menu item, with the title 'Article Layout' and a link to 'index.php?option=com_content&view=article'. The bottom screen is for a 'Multi Sites Article Layout' menu item, with the title 'Multi Sites article' and a link to 'index.php?option=com_multisitescontent&view'. A red box highlights the 'Multi Sites' text in the title, and another red box highlights the 'Site' dropdown menu in the 'Parameters (Basic)' section, which is set to '- Select Site -'. A red arrow points from a text box to this dropdown menu.

Multi Sites Articles Sharing adds the selection of the website where the article to display is stored

4.2. Category Blog Layout

The screenshot shows two Joomla! menu item configuration screens. The left screen is for a 'Category Blog Layout' menu item, with the title 'Category Blog Layout' and a description 'This layout displays an Article Category in Blog format.'. The right screen is for a 'Multi Sites Category Blog Layout' menu item, with the title 'Multi Sites Category Blog Layout' and a description 'This layout displays a Multi Sites Article Category in Blog format.'. Both screens show the 'Parameters (Basic)' section with a 'Site' dropdown menu set to '- Select Site -', highlighted with a red box.

4.3. Category List Layout

<p>Menu Item Type</p> <p>Category List Layout</p> <p>This layout displays Articles in a Category.</p> <p>Parameters (Basic)</p> <p>Category: - Select Category -</p> <p># Links: 10</p> <p>Table Headings: <input type="radio"/> Hide <input checked="" type="radio"/> Show</p> <p>Date Column: Hide</p> <p>Date Format: </p> <hr/> <p>Filter: <input type="radio"/> Hide <input checked="" type="radio"/> Show</p> <p>Filter Field: Title</p> <p>Parameters (Advanced)</p> <p>Parameters (Component)</p> <p>Parameters (System)</p>	<p>Menu Item Type</p> <p>Multi Sites Category List Layout</p> <p>This layout displays Multi Sites Articles in a Category.</p> <p>Parameters (Basic)</p> <p>Site: - Select Site -</p> <p>Category: - Select Category -</p> <p># Links: 10</p> <p>Table Headings: <input type="radio"/> Hide <input checked="" type="radio"/> Show</p> <p>Date Column: Hide</p> <p>Date Format: </p> <hr/> <p>Filter: <input type="radio"/> Hide <input checked="" type="radio"/> Show</p> <p>Filter Field: Title</p> <p>Parameters (Advanced)</p> <p>Parameters (Component)</p>
---	---

4.4. Front-Page Blog Layout

<p>Menu Item Type</p> <p>Front Page Blog Layout</p> <p>The standard Front Page Blog Layout displays Articles that have been s format.</p> <p>Parameters (Basic)</p> <p># Leading: 1</p> <p># Intro: 4</p> <p>Columns: 2</p> <p># Links: 4</p> <p>Parameters (Advanced)</p> <p>Parameters (Component)</p> <p>Parameters (System)</p>	<p>Menu Item Type</p> <p>Multi Sites Front Page Blog Layout</p> <p>The Multi Sites Front Page Blog Layout displays Articles that have been s blog format.</p> <p>Parameters (Basic)</p> <p>Site: - Select Site -</p> <p># Leading: 1</p> <p># Intro: 4</p> <p>Columns: 2</p> <p># Links: 4</p> <p>Parameters (Advanced)</p> <p>Parameters (Component)</p> <p>Parameters (System)</p>
--	---

4.5. Section Blog Layout

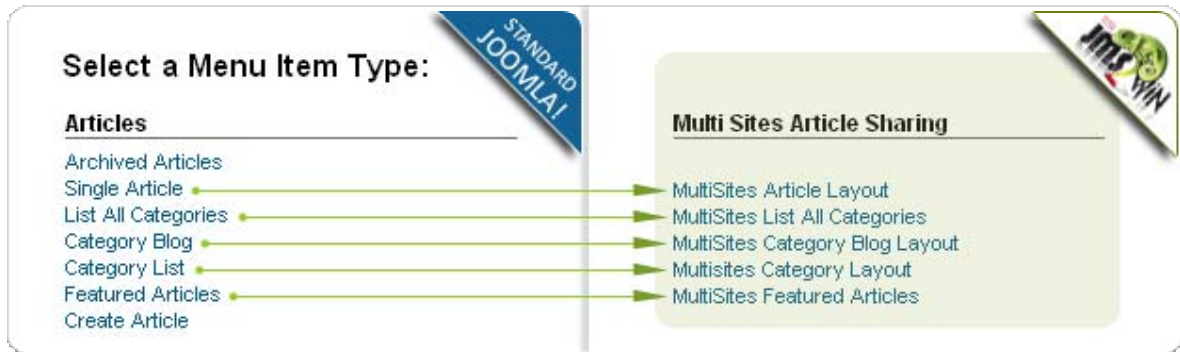
<p>Menu Item Type</p> <p>Section Blog Layout</p> <p>Displays a list of Articles in a Section in a Blog format.</p> <p>Parameters (Basic)</p> <p>Section: - Select Section -</p> <p>Description: <input checked="" type="radio"/> Hide <input type="radio"/> Show</p> <p>Description Image: <input checked="" type="radio"/> Hide <input type="radio"/> Show</p> <hr/> <p># Leading: 1</p> <p># Intro: 4</p> <p>Columns: 2</p> <p># Links: 4</p> <p>Parameters (Advanced)</p> <p>Parameters (Component)</p> <p>Parameters (System)</p>	<p>Menu Item Type</p> <p>Multi Sites Section Blog Layout</p> <p>Displays a list of Multi Sites Articles in a Section in a Blog format.</p> <p>Parameters (Basic)</p> <p>Site: - Select Site -</p> <p>Section: - Select Section -</p> <p>Description: <input checked="" type="radio"/> Hide <input type="radio"/> Show</p> <p>Description Image: <input checked="" type="radio"/> Hide <input type="radio"/> Show</p> <hr/> <p># Leading: 1</p> <p># Intro: 4</p> <p>Columns: 2</p> <p># Links: 4</p> <p>Parameters (Advanced)</p> <p>Parameters (Component)</p> <p>Parameters (System)</p>
--	---

4.6. Section Layout

<p>Menu Item Type</p> <p>Section Layout</p> <p>Displays a list of Categories in a Section.</p> <p>Parameters (Basic)</p> <p>Section: - Select Section -</p> <p>Description: <input checked="" type="radio"/> Hide <input type="radio"/> Show</p> <p>Description Image: <input checked="" type="radio"/> Hide <input type="radio"/> Show</p> <hr/> <p>Category List - Section: <input type="radio"/> Hide <input checked="" type="radio"/> Show</p> <p>Empty Categories in Section: <input checked="" type="radio"/> Hide <input type="radio"/> Show</p> <p># Category Items: <input type="radio"/> Hide <input checked="" type="radio"/> Show</p> <p>Category Description: <input type="radio"/> Hide <input checked="" type="radio"/> Show</p> <p>Parameters (Advanced)</p> <p>Parameters (Component)</p> <p>Parameters (System)</p>	<p>Menu Item Type</p> <p>Multi Sites Section Layout</p> <p>Displays a list of Multi Sites Categories in a Section.</p> <p>Parameters (Basic)</p> <p>Site: - Select Site -</p> <p>Section: - Select Section -</p> <p>Description: <input checked="" type="radio"/> Hide <input type="radio"/> Show</p> <p>Description Image: <input checked="" type="radio"/> Hide <input type="radio"/> Show</p> <hr/> <p>Category List - Section: <input type="radio"/> Hide <input checked="" type="radio"/> Show</p> <p>Empty Categories in Section: <input checked="" type="radio"/> Hide <input type="radio"/> Show</p> <p># Category Items: <input type="radio"/> Hide <input checked="" type="radio"/> Show</p> <p>Category Description: <input type="radio"/> Hide <input checked="" type="radio"/> Show</p> <p>Parameters (Advanced)</p> <p>Parameters (Component)</p> <p>Parameters (System)</p>
--	---

5. Menu types in Joomla 1.6

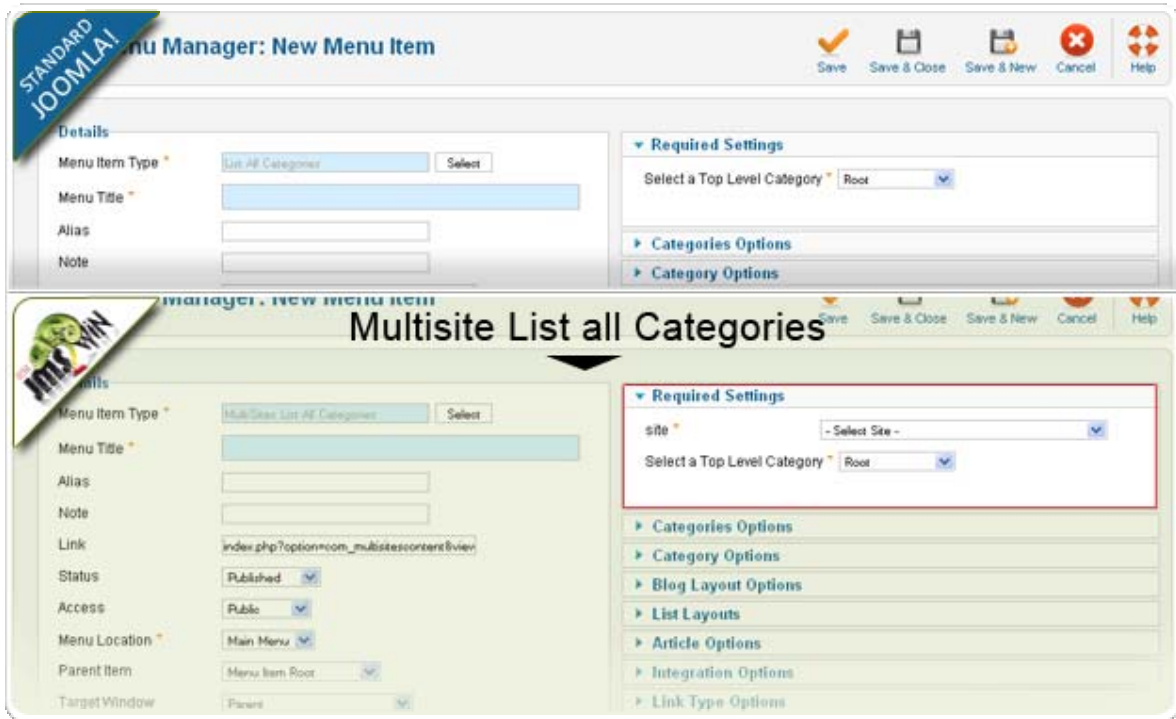
As explained in the introduction, the “Articles Sharing for JMS” consists in providing an equivalent to the standard Joomla menu type “Articles”



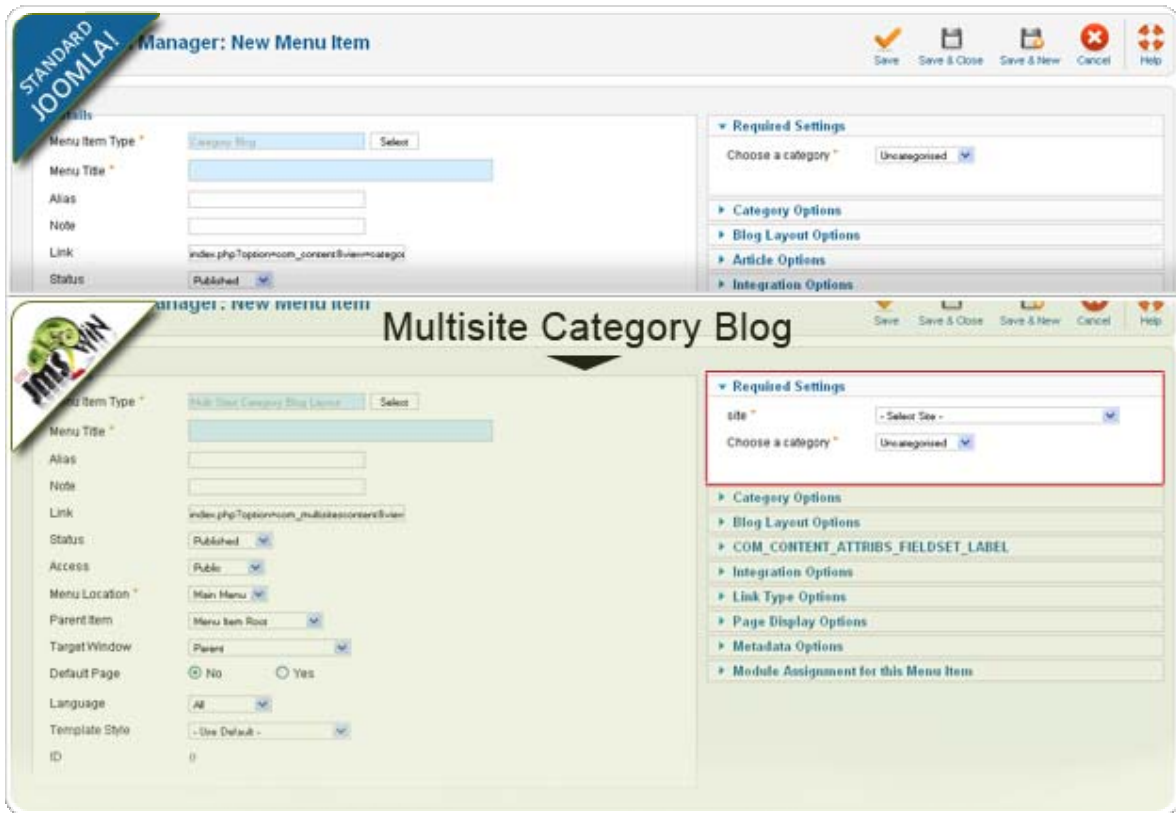
In the following chapter we give you screenshot of each layout that are supported and we illustrate the place where the “select site” field is appended. We don’t re-describe each standard Joomla Parameters. See the standard Joomla documentation for this kind of information.

5.1. Single article / Article Layout

5.2. List all categories



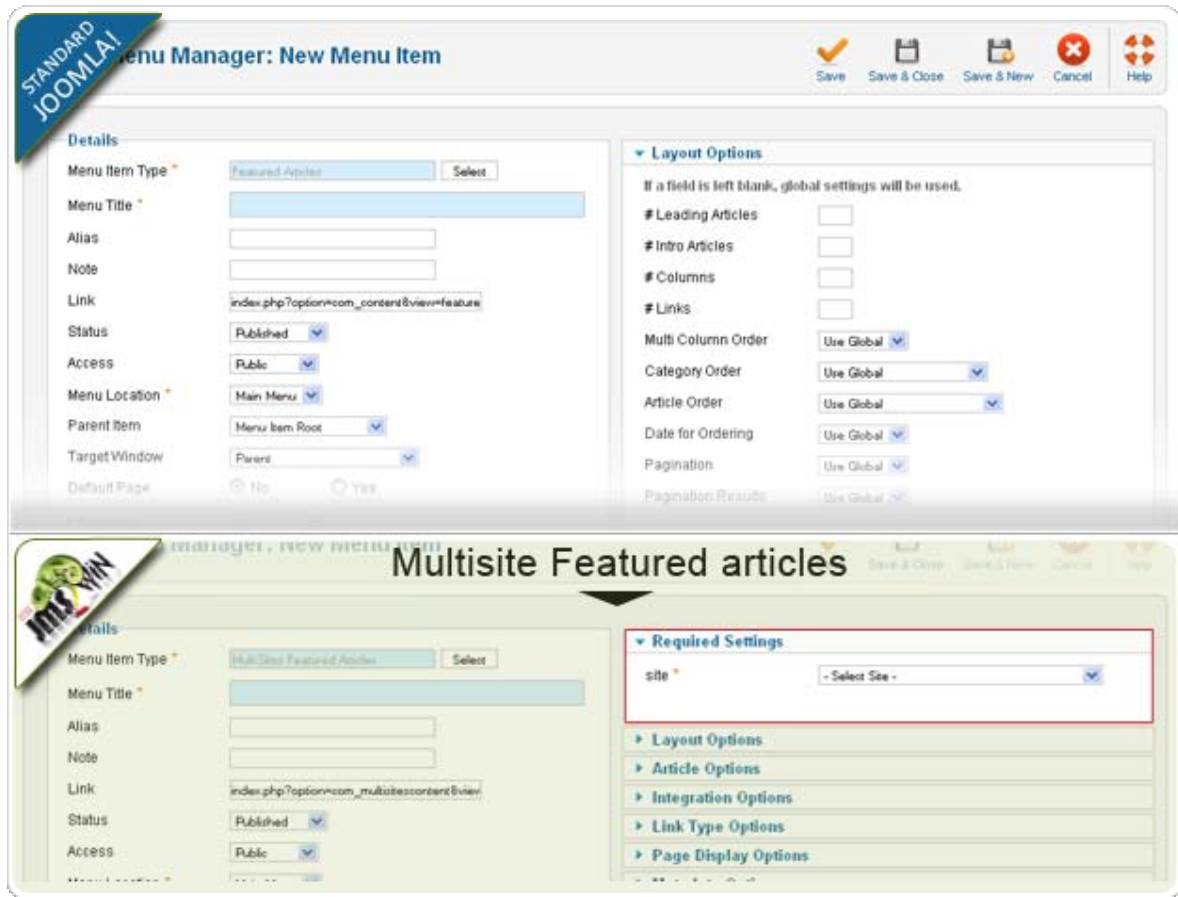
5.3. Category Blog



5.4. Category list / category

The image displays two screenshots of the Joomla! Menu Manager interface. The top screenshot, titled 'Menu Manager: New Menu Item', shows the configuration for a 'Category List' menu item. The 'Menu Item Type' is set to 'Category List'. The 'Required Settings' section includes a 'Choose a category' dropdown set to 'Uncategorized'. The bottom screenshot, titled 'Multisite Category List', shows the configuration for a 'Multisite Category List Layout' menu item. The 'Menu Item Type' is 'Multisite Category List Layout'. The 'Required Settings' section includes a 'site' dropdown set to '- Select Site -' and a 'Choose a category' dropdown set to 'Uncategorized'. A red box highlights the 'site' dropdown in this screenshot. The 'Link' field is populated with 'index.php?option=com_multisitecontent&view=...'. The 'Status' is 'Published', 'Access' is 'Public', 'Menu Location' is 'Main Menu', 'Parent Item' is 'Menu Item Root', 'Target Window' is 'Parent', 'Default Page' is 'No', and 'Language' is 'All'.

5.5. Features articles



6. Language and internationalisation

The current component uses the standard Joomla language mechanism to display most of the messages.

It delivers English messages located in:

- “/administrator/languages/en-GB/en-GB.com_multisitescontent.ini”.
- “/administrator/languages/en-GB/en-GB.com_multisitescontent.menu.ini”. (Joomla 1.5)
- “/administrator/languages/en-GB/en-GB.com_multisitescontent.sys.ini”. (Joomla 1.6)
- “/languages/en-GB/en-GB.com_multisites.ini”.

It delivers French messages located in:

- “/administrator/languages/fr-FR/fr-FR.com_multisitescontent.ini”.
- “/administrator/languages/fr-FR/fr-FR.com_multisitescontent.menu.ini”. (Joomla 1.5)
- “/administrator/languages/fr-FR/fr-FR.com_multisitescontent.sys.ini”. (Joomla 1.6)
- “/languages/fr-FR/fr-FR.com_multisites.ini”.

If you have installed this component in another language than “English” or “French”, you probably need to create another file for the appropriate language and translate all entries.

7. System requirements

- “Joomla Multi Sites- Articles Sharing” has been tested with Joomla 1.5. 23 stable and Joomla 1.6.3 stable.
- The “JMS – Articles Sharing” version 1.0.x was originally developed on PHP 4.3.3 with MySQL 4.1.22.
- “JMS – Articles Sharing” require “Joomla Multi Sites” version 1.2.49 or higher
- We also tested the component on PHP PHP 5.2.15, PHP 5.3.3 with MySQL 5.1.32, MySQL 5.1.52.

8. License & copyrights

This component is delivered in respect with GNU/GPL License.
Here below we have reproduced this license text.

GNU GENERAL PUBLIC LICENSE Version 2, June 1991

Copyright (C) 1989, 1991 Free Software Foundation, Inc.,
51 Franklin Street, Fifth Floor, Boston, MA 02110-1301 USA
Everyone is permitted to copy and distribute verbatim copies
of this license document, but changing it is not allowed.

Preamble

The licenses for most software are designed to take away your freedom to share and change it. By contrast, the GNU General Public License is intended to guarantee your freedom to share and change free software--to make sure the software is free for all its users. This General Public License applies to most of the Free Software Foundation's software and to any other program whose authors commit to using it. (Some other Free Software Foundation software is covered by the GNU Lesser General Public License instead.) You can apply it to your programs, too.

When we speak of free software, we are referring to freedom, not price. Our General Public Licenses are designed to make sure that you have the freedom to distribute copies of free software (and charge for this service if you wish), that you receive source code or can get it if you want it, that you can change the software or use pieces of it in new free programs; and that you know you can do these things.

To protect your rights, we need to make restrictions that forbid anyone to deny you these rights or to ask you to surrender the rights. These restrictions translate to certain responsibilities for you if you distribute copies of the software, or if you modify it.

For example, if you distribute copies of such a program, whether gratis or for a fee, you must give the recipients all the rights that you have. You must make sure that they, too, receive or can get the source code. And you must show them these terms so they know their rights.

We protect your rights with two steps: (1) copyright the software, and (2) offer you this license which gives you legal permission to copy, distribute and/or modify the software.

Also, for each author's protection and ours, we want to make certain that everyone understands that there is no warranty for this free software. If the software is modified by someone else and passed on, we want its recipients to know that what they have is not the original, so that any problems introduced by others will not reflect on the original authors' reputations.

Finally, any free program is threatened constantly by software patents. We wish to avoid the danger that redistributors of a free program will individually obtain patent licenses, in effect making the program proprietary. To prevent this, we have made it clear that any patent must be licensed for everyone's free use or not licensed at all.

The precise terms and conditions for copying, distribution and modification follow.

GNU GENERAL PUBLIC LICENSE TERMS AND CONDITIONS FOR COPYING, DISTRIBUTION AND MODIFICATION

0. This License applies to any program or other work which contains a notice placed by the copyright holder saying it may be distributed under the terms of this General Public License. The "Program", below, refers to any such program or work, and a "work based on the Program" means either the Program or any derivative work under copyright law: that is to say, a work containing the Program or a portion of it, either verbatim or with modifications and/or translated into another language. (Hereinafter, translation is included without limitation in the term "modification".) Each licensee is addressed as "you".

Activities other than copying, distribution and modification are not covered by this License; they are outside its scope. The act of running the Program is not restricted, and the output from the Program is covered only if its contents constitute a work based on the Program (independent of having been made by running the Program). Whether that is true depends on what the Program does.

1. You may copy and distribute verbatim copies of the Program's source code as you receive it, in any medium, provided that you conspicuously and appropriately publish on each copy an appropriate copyright notice and disclaimer of warranty; keep intact all the notices that refer to this License and to the absence of any warranty; and give any other recipients of the Program a copy of this License along with the Program.

You may charge a fee for the physical act of transferring a copy, and you may at your option offer warranty protection in exchange for a fee.

2. You may modify your copy or copies of the Program or any portion

of it, thus forming a work based on the Program, and copy and distribute such modifications or work under the terms of Section 1 above, provided that you also meet all of these conditions:

- a) You must cause the modified files to carry prominent notices stating that you changed the files and the date of any change.
- b) You must cause any work that you distribute or publish, that in whole or in part contains or is derived from the Program or any part thereof, to be licensed as a whole at no charge to all third parties under the terms of this License.
- c) If the modified program normally reads commands interactively when run, you must cause it, when started running for such interactive use in the most ordinary way, to print or display an announcement including an appropriate copyright notice and a notice that there is no warranty (or else, saying that you provide a warranty) and that users may redistribute the program under these conditions, and telling the user how to view a copy of this License. (Exception: if the Program itself is interactive but does not normally print such an announcement, your work based on the Program is not required to print an announcement.)

These requirements apply to the modified work as a whole. If identifiable sections of that work are not derived from the Program, and can be reasonably considered independent and separate works in themselves, then this License, and its terms, do not apply to those sections when you distribute them as separate works. But when you distribute the same sections as part of a whole which is a work based on the Program, the distribution of the whole must be on the terms of this License, whose permissions for other licensees extend to the entire whole, and thus to each and every part regardless of who wrote it.

Thus, it is not the intent of this section to claim rights or contest your rights to work written entirely by you; rather, the intent is to exercise the right to control the distribution of derivative or collective works based on the Program.

In addition, mere aggregation of another work not based on the Program with the Program (or with a work based on the Program) on a volume of a storage or distribution medium does not bring the other work under the scope of this License.

3. You may copy and distribute the Program (or a work based on it, under Section 2) in object code or executable form under the terms of Sections 1 and 2 above provided that you also do one of the following:

- a) Accompany it with the complete corresponding machine-readable source code, which must be distributed under the terms of Sections

1 and 2 above on a medium customarily used for software interchange; or,

b) Accompany it with a written offer, valid for at least three years, to give any third party, for a charge no more than your cost of physically performing source distribution, a complete machine-readable copy of the corresponding source code, to be distributed under the terms of Sections 1 and 2 above on a medium customarily used for software interchange; or,

c) Accompany it with the information you received as to the offer to distribute corresponding source code. (This alternative is allowed only for noncommercial distribution and only if you received the program in object code or executable form with such an offer, in accord with Subsection b above.)

The source code for a work means the preferred form of the work for making modifications to it. For an executable work, complete source code means all the source code for all modules it contains, plus any associated interface definition files, plus the scripts used to control compilation and installation of the executable. However, as a special exception, the source code distributed need not include anything that is normally distributed (in either source or binary form) with the major components (compiler, kernel, and so on) of the operating system on which the executable runs, unless that component itself accompanies the executable.

If distribution of executable or object code is made by offering access to copy from a designated place, then offering equivalent access to copy the source code from the same place counts as distribution of the source code, even though third parties are not compelled to copy the source along with the object code.

4. You may not copy, modify, sublicense, or distribute the Program except as expressly provided under this License. Any attempt otherwise to copy, modify, sublicense or distribute the Program is void, and will automatically terminate your rights under this License. However, parties who have received copies, or rights, from you under this License will not have their licenses terminated so long as such parties remain in full compliance.

5. You are not required to accept this License, since you have not signed it. However, nothing else grants you permission to modify or distribute the Program or its derivative works. These actions are prohibited by law if you do not accept this License. Therefore, by modifying or distributing the Program (or any work based on the Program), you indicate your acceptance of this License to do so, and all its terms and conditions for copying, distributing or modifying the Program or works based on it.

6. Each time you redistribute the Program (or any work based on the Program), the recipient automatically receives a license from the original licensor to copy, distribute or modify the Program subject to these terms and conditions. You may not impose any further restrictions on the recipients' exercise of the rights granted herein. You are not responsible for enforcing compliance by third parties to this License.

7. If, as a consequence of a court judgment or allegation of patent infringement or for any other reason (not limited to patent issues), conditions are imposed on you (whether by court order, agreement or otherwise) that contradict the conditions of this License, they do not excuse you from the conditions of this License. If you cannot distribute so as to satisfy simultaneously your obligations under this License and any other pertinent obligations, then as a consequence you may not distribute the Program at all. For example, if a patent license would not permit royalty-free redistribution of the Program by all those who receive copies directly or indirectly through you, then the only way you could satisfy both it and this License would be to refrain entirely from distribution of the Program.

If any portion of this section is held invalid or unenforceable under any particular circumstance, the balance of the section is intended to apply and the section as a whole is intended to apply in other circumstances.

It is not the purpose of this section to induce you to infringe any patents or other property right claims or to contest validity of any such claims; this section has the sole purpose of protecting the integrity of the free software distribution system, which is implemented by public license practices. Many people have made generous contributions to the wide range of software distributed through that system in reliance on consistent application of that system; it is up to the author/donor to decide if he or she is willing to distribute software through any other system and a licensee cannot impose that choice.

This section is intended to make thoroughly clear what is believed to be a consequence of the rest of this License.

8. If the distribution and/or use of the Program is restricted in certain countries either by patents or by copyrighted interfaces, the original copyright holder who places the Program under this License may add an explicit geographical distribution limitation excluding those countries, so that distribution is permitted only in or among countries not thus excluded. In such case, this License incorporates the limitation as if written in the body of this License.

9. The Free Software Foundation may publish revised and/or new versions

of the General Public License from time to time. Such new versions will be similar in spirit to the present version, but may differ in detail to address new problems or concerns.

Each version is given a distinguishing version number. If the Program specifies a version number of this License which applies to it and "any later version", you have the option of following the terms and conditions either of that version or of any later version published by the Free Software Foundation. If the Program does not specify a version number of this License, you may choose any version ever published by the Free Software Foundation.

10. If you wish to incorporate parts of the Program into other free programs whose distribution conditions are different, write to the author to ask for permission. For software which is copyrighted by the Free Software Foundation, write to the Free Software Foundation; we sometimes make exceptions for this. Our decision will be guided by the two goals of preserving the free status of all derivatives of our free software and of promoting the sharing and reuse of software generally.

NO WARRANTY

11. BECAUSE THE PROGRAM IS LICENSED FREE OF CHARGE, THERE IS NO WARRANTY FOR THE PROGRAM, TO THE EXTENT PERMITTED BY APPLICABLE LAW. EXCEPT WHEN OTHERWISE STATED IN WRITING THE COPYRIGHT HOLDERS AND/OR OTHER PARTIES PROVIDE THE PROGRAM "AS IS" WITHOUT WARRANTY OF ANY KIND, EITHER EXPRESSED OR IMPLIED, INCLUDING, BUT NOT LIMITED TO, THE IMPLIED WARRANTIES OF MERCHANTABILITY AND FITNESS FOR A PARTICULAR PURPOSE. THE ENTIRE RISK AS TO THE QUALITY AND PERFORMANCE OF THE PROGRAM IS WITH YOU. SHOULD THE PROGRAM PROVE DEFECTIVE, YOU ASSUME THE COST OF ALL NECESSARY SERVICING, REPAIR OR CORRECTION.

12. IN NO EVENT UNLESS REQUIRED BY APPLICABLE LAW OR AGREED TO IN WRITING WILL ANY COPYRIGHT HOLDER, OR ANY OTHER PARTY WHO MAY MODIFY AND/OR REDISTRIBUTE THE PROGRAM AS PERMITTED ABOVE, BE LIABLE TO YOU FOR DAMAGES, INCLUDING ANY GENERAL, SPECIAL, INCIDENTAL OR CONSEQUENTIAL DAMAGES ARISING

OUT OF THE USE OR INABILITY TO USE THE PROGRAM (INCLUDING BUT NOT LIMITED TO LOSS OF DATA OR DATA BEING RENDERED INACCURATE OR LOSSES SUSTAINED BY YOU OR THIRD PARTIES OR A FAILURE OF THE PROGRAM TO OPERATE WITH ANY OTHER PROGRAMS), EVEN IF SUCH HOLDER OR OTHER PARTY HAS BEEN ADVISED OF THE POSSIBILITY OF SUCH DAMAGES.

END OF TERMS AND CONDITIONS

How to Apply These Terms to Your New Programs

If you develop a new program, and you want it to be of the greatest possible use to the public, the best way to achieve this is to make it free software which everyone can redistribute and change under these terms.

To do so, attach the following notices to the program. It is safest to attach them to the start of each source file to most effectively convey the exclusion of warranty; and each file should have at least the "copyright" line and a pointer to where the full notice is found.

```
<one line to give the program's name and a brief idea of what it does.>  
Copyright (C) <year> <name of author>
```

```
This program is free software; you can redistribute it and/or modify  
it under the terms of the GNU General Public License as published by  
the Free Software Foundation; either version 2 of the License, or  
(at your option) any later version.
```

```
This program is distributed in the hope that it will be useful,  
but WITHOUT ANY WARRANTY; without even the implied warranty of  
MERCHANTABILITY or FITNESS FOR A PARTICULAR PURPOSE. See the  
GNU General Public License for more details.
```

```
You should have received a copy of the GNU General Public License along  
with this program; if not, write to the Free Software Foundation, Inc.,  
51 Franklin Street, Fifth Floor, Boston, MA 02110-1301 USA.
```

Also add information on how to contact you by electronic and paper mail.

If the program is interactive, make it output a short notice like this when it starts in an interactive mode:

```
Gnomovision version 69, Copyright (C) year name of author  
Gnomovision comes with ABSOLUTELY NO WARRANTY; for details type  
'show w'.
```

```
This is free software, and you are welcome to redistribute it
```

under certain conditions; type ``show c'` for details.

The hypothetical commands ``show w'` and ``show c'` should show the appropriate parts of the General Public License. Of course, the commands you use may be called something other than ``show w'` and ``show c'`; they could even be mouse-clicks or menu items--whatever suits your program.

You should also get your employer (if you work as a programmer) or your school, if any, to sign a "copyright disclaimer" for the program, if necessary. Here is a sample; alter the names:

Yoyodyne, Inc., hereby disclaims all copyright interest in the program
``Gnomovision'` (which makes passes at compilers) written by James Hacker.

<signature of Ty Coon>, 1 April 1989
Ty Coon, President of Vice

This General Public License does not permit incorporating your program into proprietary programs. If your program is a subroutine library, you may consider it more useful to permit linking proprietary applications with the library. If this is what you want to do, use the GNU Lesser General Public License instead of this License.